

CG GLOBAL METALS AND MINING CONFERENCE

WESTGOLD RESOURCES LIMITED

ASX : WGX

WAYNE BRAMWELL



MANAGING DIRECTOR

MAY 2023

WWW.WESTGOLD.COM.AU



COMPLIANCE STATEMENT

The information in this report that relates to Exploration Results is compiled by Westgold technical employees and contractors under the supervision of Mr. Simon Rigby B.Sc. (Hons), who is a member of the Australian Institute of Geoscientists. Mr Rigby is a full-time employee of the company and has sufficient experience which is relevant to the styles of mineralisation and types of deposit under consideration and to the activities which he is undertaking to qualify as a Competent Person as defined in the 2012 Edition of the Australasian Code for Reporting of Exploration Results, Mineral Resources and Ore Reserves. Mr Rigby consents to the inclusion in this report of the matters based on his information in the form and context in which it appears. Mr Rigby is eligible to participate in short- and long-term incentive plans of the company.

MINERAL RESOURCES ESTIMATES

The information in this report that relates to Mineral Resource Estimates is compiled by Westgold technical employees and contractors under the supervision of Mr. Jake Russell B.Sc. (Hons), who is a member of the Australian Institute of Geoscientists. Mr Russell is a full time employee of the Company, and has sufficient experience which is relevant to the styles of mineralisation and types of deposit under consideration and to the activities which he is undertaking to qualify as a Competent Person as defined in the 2012 Edition of the *Australasian Code for Reporting of Exploration Results, Mineral Resources and Ore Reserves*. Mr Russell consents to the inclusion in this report of the matters based on his information in the form and context in which it appears. Mr Russell is eligible to participate in short and long term incentive plans of the company.

ORE RESERVE ESTIMATES

The information in this report that relates to Ore Reserve Estimates is based on information compiled by Mr. Leigh Devlin, B.Eng MAusIMM. Mr. Devlin has sufficient experience which is relevant to the styles of mineralisation and types of deposit under consideration and to the activities which they are undertaking to qualify as a Competent Person as defined in the 2012 Edition of the *Australasian Code for Reporting of Exploration Results, Mineral Resources and Ore Reserves*. Mr. Devlin consents to the inclusion in this report of the matters based on his information in the form and context in which it appears. Mr. Devlin is a full time senior executive of the Company and is eligible to, and may participate in short-term and long-term incentive plans of the Company as disclosed in its annual reports and disclosure documents.

FORWARD-LOOKING STATEMENTS

These materials prepared by Westgold Resources Limited (or “the Company”) include forward-looking statements. Often, but not always, forward looking statements can generally be identified by the use of forward looking words such as “may”, “will”, “expect”, “intend”, “plan”, “estimate”, “anticipate”, “continue”, and “guidance”, or other similar words and may include, without limitation, statements regarding plans, strategies and objectives of management, anticipated production or construction commencement dates and expected costs or production outputs.

Forward-looking statements inherently involve known and unknown risks, uncertainties and other factors that may cause the Company’s actual results, performance and achievements to differ materially from any future results, performance or achievements. Relevant factors may include, but are not limited to, changes in commodity prices, foreign exchange fluctuations and general economic conditions, increased costs and demand for production inputs, the speculative nature of exploration and project development, including the risks of obtaining necessary licenses and permits and diminishing quantities or grades of reserves, political and social risks, changes to the regulatory framework within which the Company operates or may in the future operate, environmental conditions including extreme weather conditions, recruitment and retention of personnel, industrial relations issues and litigation.

Forward looking statements are based on the Company and its management’s good faith assumptions relating to the financial, market, regulatory and other relevant environments that will exist and affect the Company’s business and operations in the future. The Company does not give any assurance that the assumptions on which forward looking statements are based will prove to be correct, or that the Company’s business or operations will not be affected in any material manner by these or other factors not foreseen or foreseeable by the Company or management or beyond the Company’s control.

Although the Company attempts and has attempted to identify factors that would cause actual actions, events or results to differ materially from those disclosed in forward looking statements, there may be other factors that could cause actual results, performance, achievements or events not to be as anticipated, estimated or intended, and many events are beyond the reasonable control of the Company. Accordingly, readers are cautioned not to place undue reliance on forward-looking statements. Forward-looking statements in these materials speak only at the date of issue. Subject to any continuing obligations under applicable law or any relevant stock exchange listing rules, in providing this information the Company does not undertake any obligation to publicly update or revise any of the forward-looking statements or to advise of any change in events, conditions or circumstances.



1.0

Westgold overview

ASX : WGX - 100% Western Australian Gold Producer



240koz to 260koz

FY23 Production Guidance



A\$1,900 to A\$2,100 per ounce

FY23 AISC Guidance [US\$1,275 – US\$1,410/oz]¹



7.9Moz Mineral Resource, 2.1Moz Ore Reserve

R&R @ 30 June 2022



Strong Balance Sheet, Generating Free Cash Flow

A\$168M [US\$113M]¹ of cash, bullion and liquid assets @ 31 March 2023

No forward sold ounces by August 2023 and debt free



Structuring for profitability

and growth into FY24



1. Exchange: A\$1.00 = US\$ 0.6712 as at 31 March 2023 (source: <https://www.rba.gov.au/statistics/historical-data.html>)

Our Journey - To safe and profitable production

FY17- FY22 – the ramp up years

FY23 on – safe & profitable ounces

Westgold spun out of
Metals X

Maiden dividend
declared

Significant cost inflation
begins exacerbated by
COVID-19

FY17 - 20

FY21

FY22

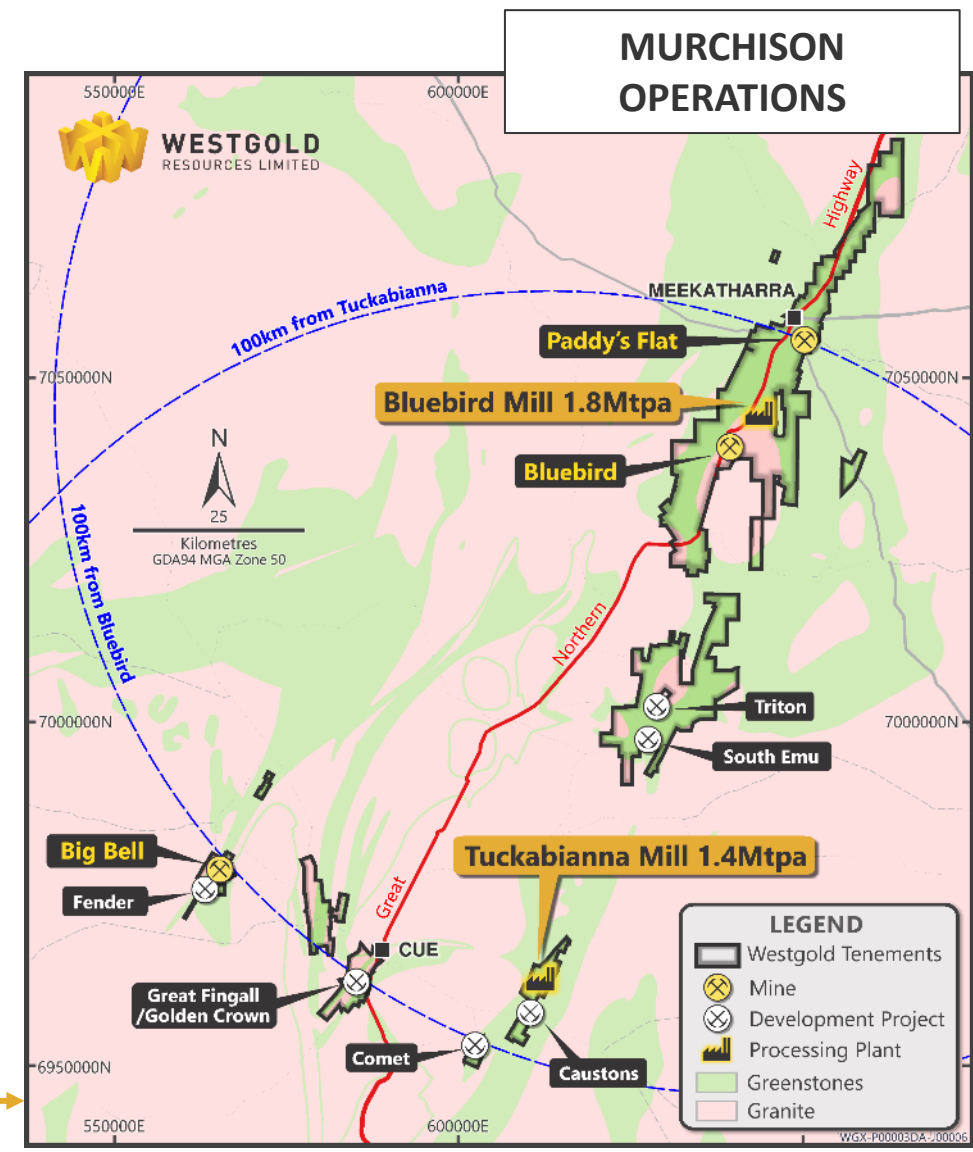
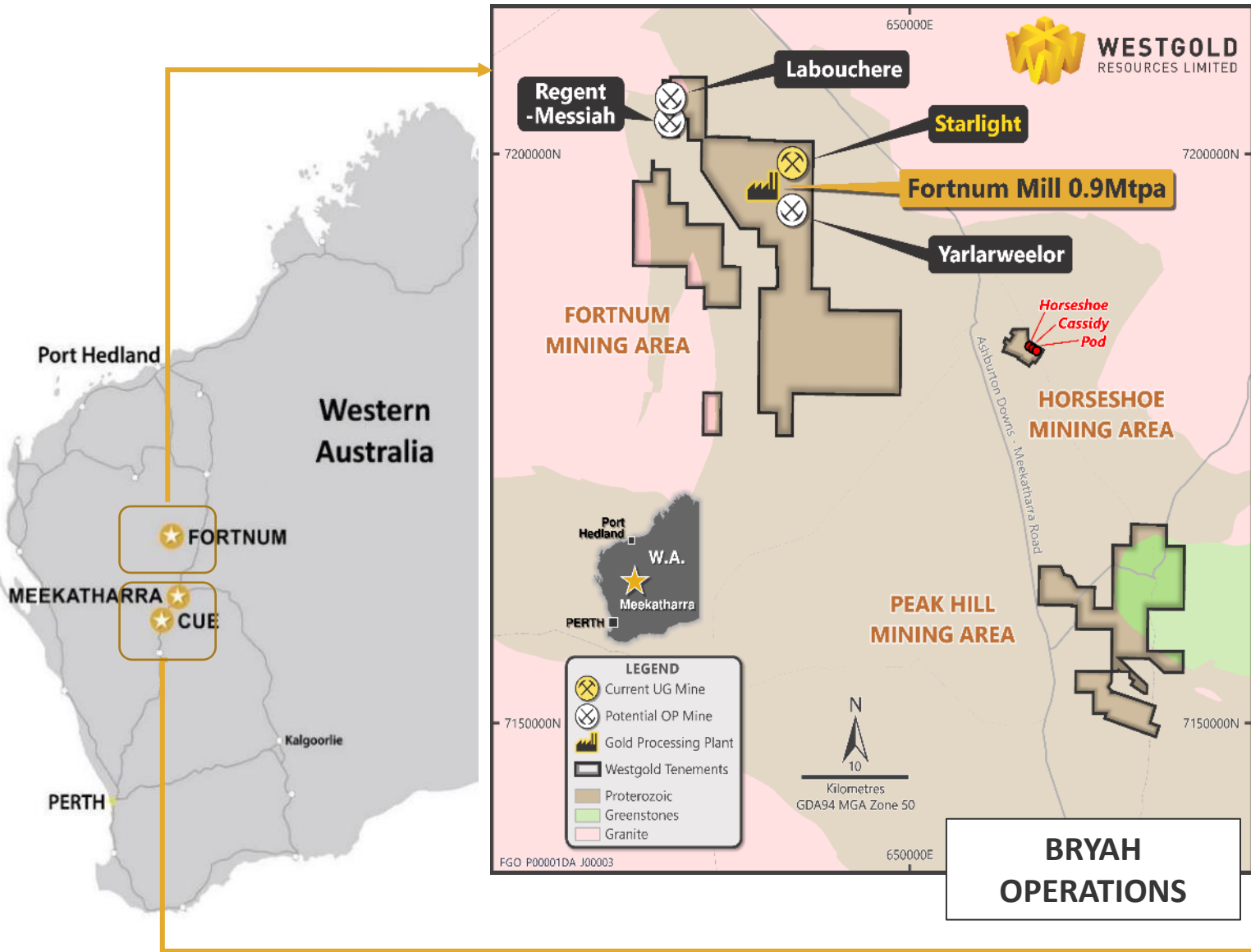
235koz produced
(FY20)

245koz produced
(FY21)

270koz produced
(FY22)

- **Streamlined business** – simplification driving free cash flow and profitability
- **Optimised operating model** – expand 2 mines, optimize 2 more, review 3 assets on C&M
- **Leveraging key skillset and scale** – class leading underground mining capabilities and fleet
- **Aggressively drilling** – 9 Rigs operating
- **Operating discipline** – efficiencies driving cost base reset
- **Investing in the future** – gas + renewable power stations under construction and operational in FY24
- **On track to deliver top end of FY23 production guidance** from four shallow UG mines

Simplified Structure – two business units



FY23 – Tracking to top end of production guidance

OPERATION	FY23 Group Guidance	Q1	Q2	Q3	YTD
Production (oz)	240,000 -260,000	66,048	62,180	60,512	188,740
AISC (\$/oz)	A\$1,900-2,100 [US\$1,275-1,410]	A\$2,106 [US\$1,414]	A\$2,032 [US\$1,364]	A\$2,094 [US\$1,405]	A\$2,077 [US\$1,394]
Growth Capital (\$M) ¹	A\$60 [US\$40]	A\$21 [US\$14]	A\$18 [US\$12]	A\$15 [US\$10]	A\$54 [US\$36]
Exploration (\$M) ²	A\$20 [US\$13]	A\$7 [US\$5]	A\$3 [US\$2]	A\$4 [US\$3]	A\$14 [US\$9]

1. Growth Capital includes underground, camp and other growth-related project, property, plant and equipment costs

2. Exploration includes expenditure associated with all Murchison and Bryah tenure and includes FY23 Great Fingall and Caustons drilling

Exchange: A\$1.00 = US\$ 0.6712 as at 31 March 2023 (source: <https://www.rba.gov.au/statistics/historical-data.html>)



Westgold's new CAT R2900 XE hybrid loader at Starlight UG mine

“Westgold is delivering on the strategy of producing safe and profitable ounces in FY23.

We are early in this operational and financial turnaround and we are continuing to build balance sheet strength.

Our assets are past the heavy capital intensive phase and free cash flow is growing at a time when the gold price is in uncharted territory.

Increasing free cash flow and profitability is key to structuring this business for growth into FY24 and beyond. Our team now has a clear view to a larger, safer and sustainable gold business.”

Refreshed Leadership



Hon. Cheryl Edwardes AM
Independent
Non-Executive Chair

Wayne Bramwell
Managing
Director

Julius Matthys
Independent
Non-Executive
Director

Fiona Van Maanen
Independent
Non-Executive
Director

Gary Davison
Independent
Non-Executive
Director

David Kelly
Independent
Non-Executive
Director

Corporate Snapshot



Corporate Structure

Shares on Issue ¹	473.6M
Options on Issue ¹	4.4M
12 Month Trading Range ²	\$A1.70 – \$A0.70 [US\$1.14 – US\$0.47]
Avg Liquidity / day ²	≈2.5M shares
Cash, Bullion and Investments ¹	A\$168M [US\$113M]
Institutional Investors	≈67%

Executive Management

Chief Operating Officer	Phillip Wilding
Chief Financial Officer	Tommy Heng
GM Env, Health & Safety	Matthew Pilbeam
GM Exploration & Growth	Simon Rigby



Westgold six month price movement (A\$/share)



Major Shareholders

Shareholder	%
L1 Capital	11.5
Ruffer LLP	7.4
Dimensional Fund Advisors	4.8
Ninety-One	4.5

1. As at 31 March 2023; 2. As at 3 May 2023; All currency is AUD unless stated otherwise

Exchange: A\$1.00 = US\$ 0.6712 as at 31 March 2023 (source: <https://www.rba.gov.au/statistics/historical-data.html>)



2.0

Operations & Projects

Four Shallow Underground Mines

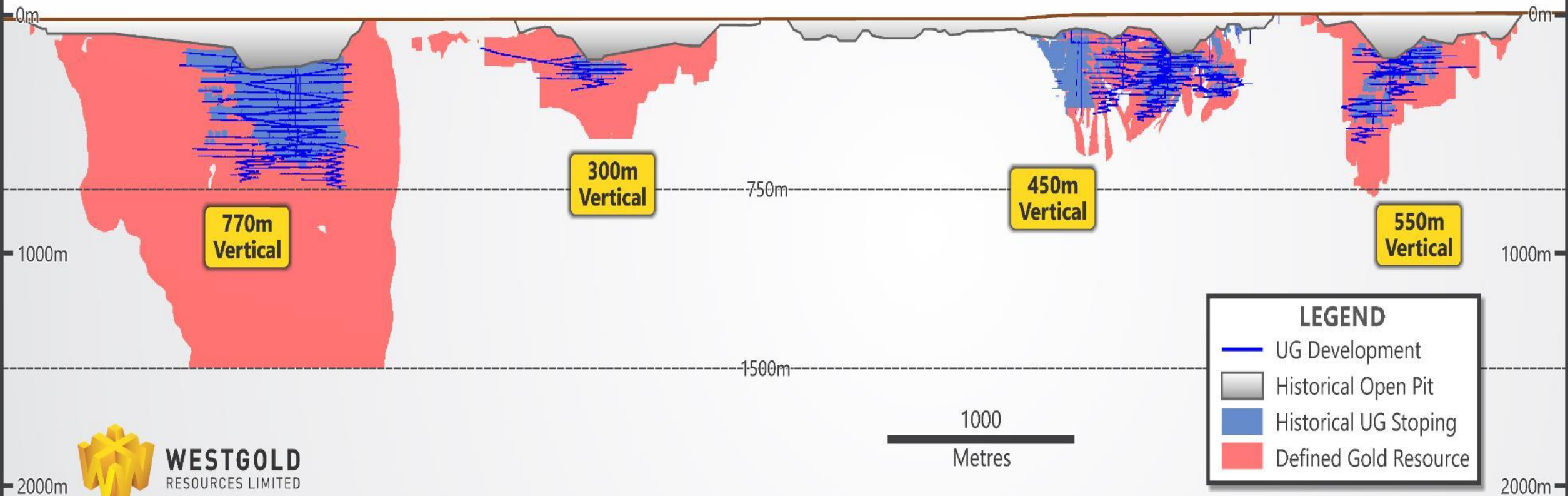
WESTGOLD'S WEST AUSTRALIAN OPERATIONS

BIG BELL

BLUEBIRD

PADDY'S FLAT

STARLIGHT



Big Bell – 3Moz produced to date and growing

Big Bell sub-level cave now consistently above design levels since April 22

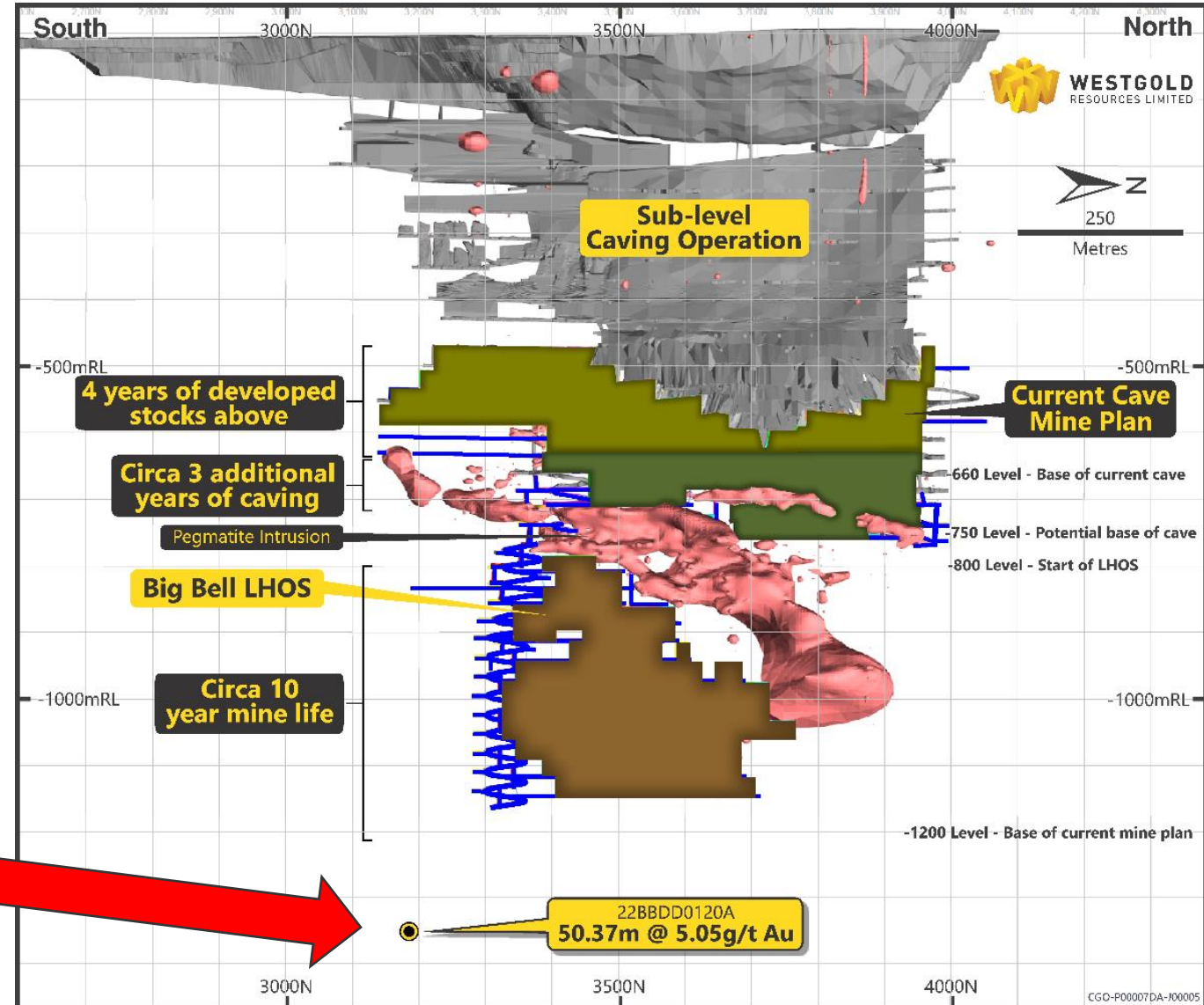
- Decline and Sub-level cave operation
- Designed for **800-900ktpa**
- Circa 7 years of caving operations ahead

Big Bell Deeps Expansion contemplates 1.3-1.4Mtpa operation

- Additional LHOS operation delivers increased production and higher grade
- Cost efficiency gains in utilisation of existing mine infrastructure
- Potential additional 10 years of LHOS operations
- Completion of expansion studies expected in Q4 FY23

Latest drilling [ASX 29 March 2023]

- **50.37m @ 5.05g/t Au from 746.6m** [true width 15m – 22BBDD0120A]
- 200m below current PFS mine plan
- Deeper drilling continues



Bluebird – Drilling success supports further expansion

South Junction and Bluebird have produced > 1Moz Au from shallow open pits

Bluebird underground expansion to 600ktpa on track

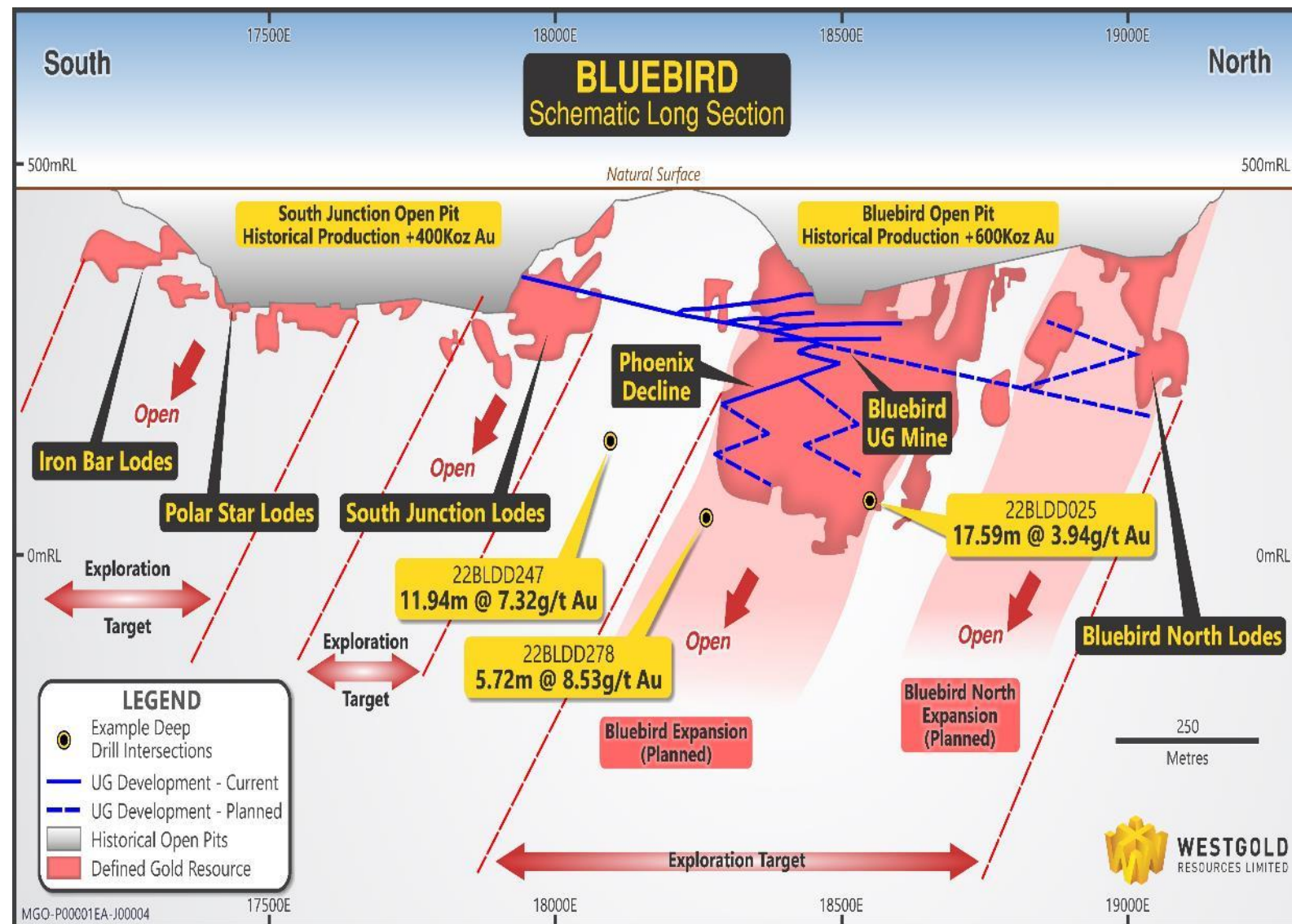
- Q1 mine record – 90kt @ 3.2 g/t Au
- Q2 mine record – 111kt @ 3.5 g/t Au
- Strong result in Q3 – 103kt @ 3.7 g/t Au
- Monthly record in April – 48kt at 3.7g/t Au

Recent high-grade drill holes

- 11.94m @ 7.32g/t Au from 195.04m in 22BLDD247
- 5.72m @ 8.53 g/t Au from 140.72m in 22BLDD278
- 17.59m @ 3.94 g/t Au from 139.75m in 23BLDD026

Two surface rigs and one underground rig running

- on resource extensions and testing broader South-junction opportunity

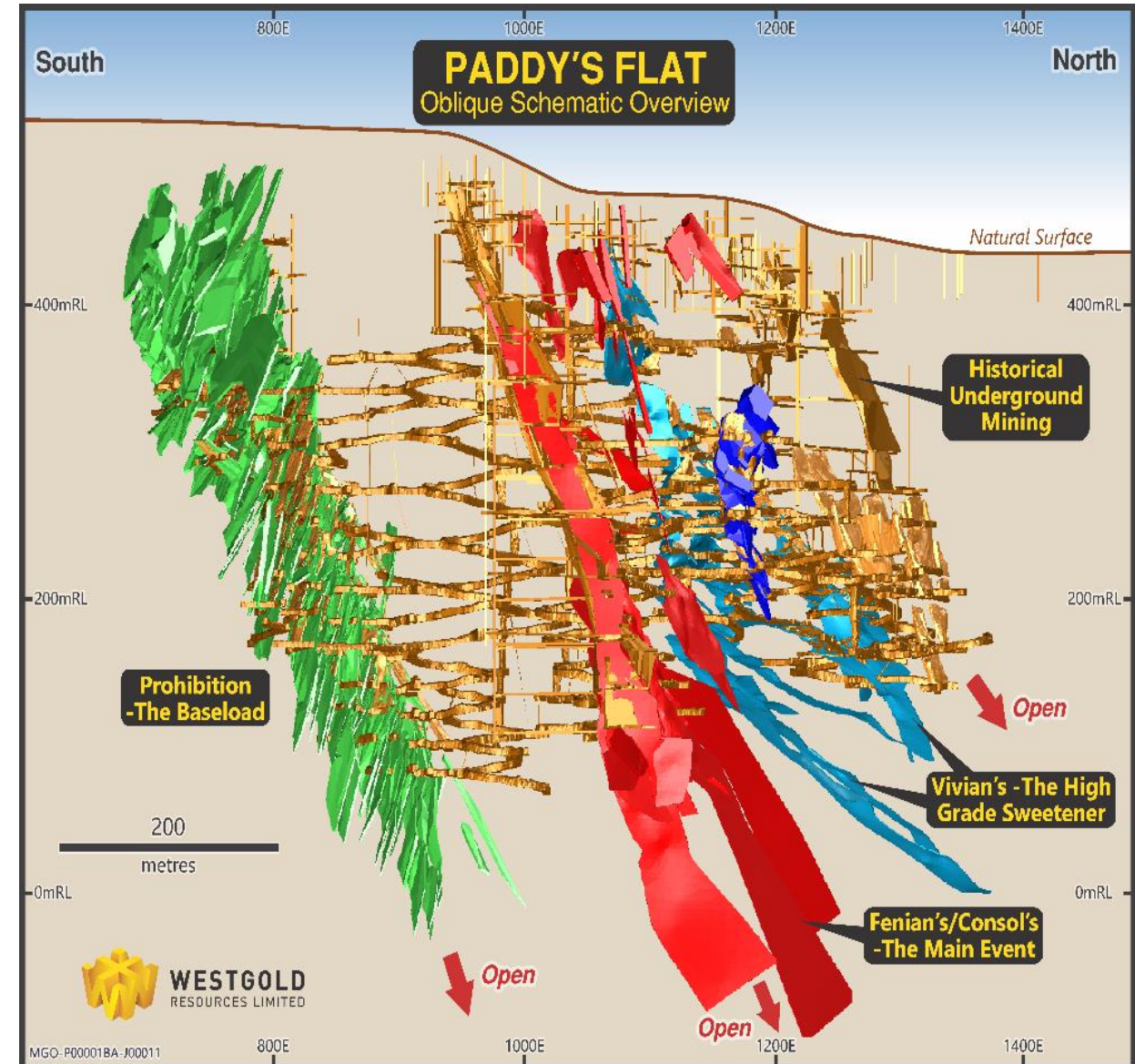


*Refer ASX Announcement dated 9 May 2023 Drilling success supports further expansion at Bluebird

Paddy's Flat – Over 1.5Moz produced to date

Paddy's Flat – historic high-grade producer

- Multiple lodes being mined concurrently
- Prohibition load coming to an end
 - Improved recoveries expected through Bluebird mill as impurities harmful to recoveries diminish with reduced Prohibition feed
- Other high-grade structures persist at Fenians/Consols
 - virgin levels now being mined by mechanized methods
 - high-grade spur structures being identified
- Cost structure being optimised
 - reduced scale but increasing grade
- Right size is 350-500ktpa @ +3.5 g/t Au
- One rig on resource extension



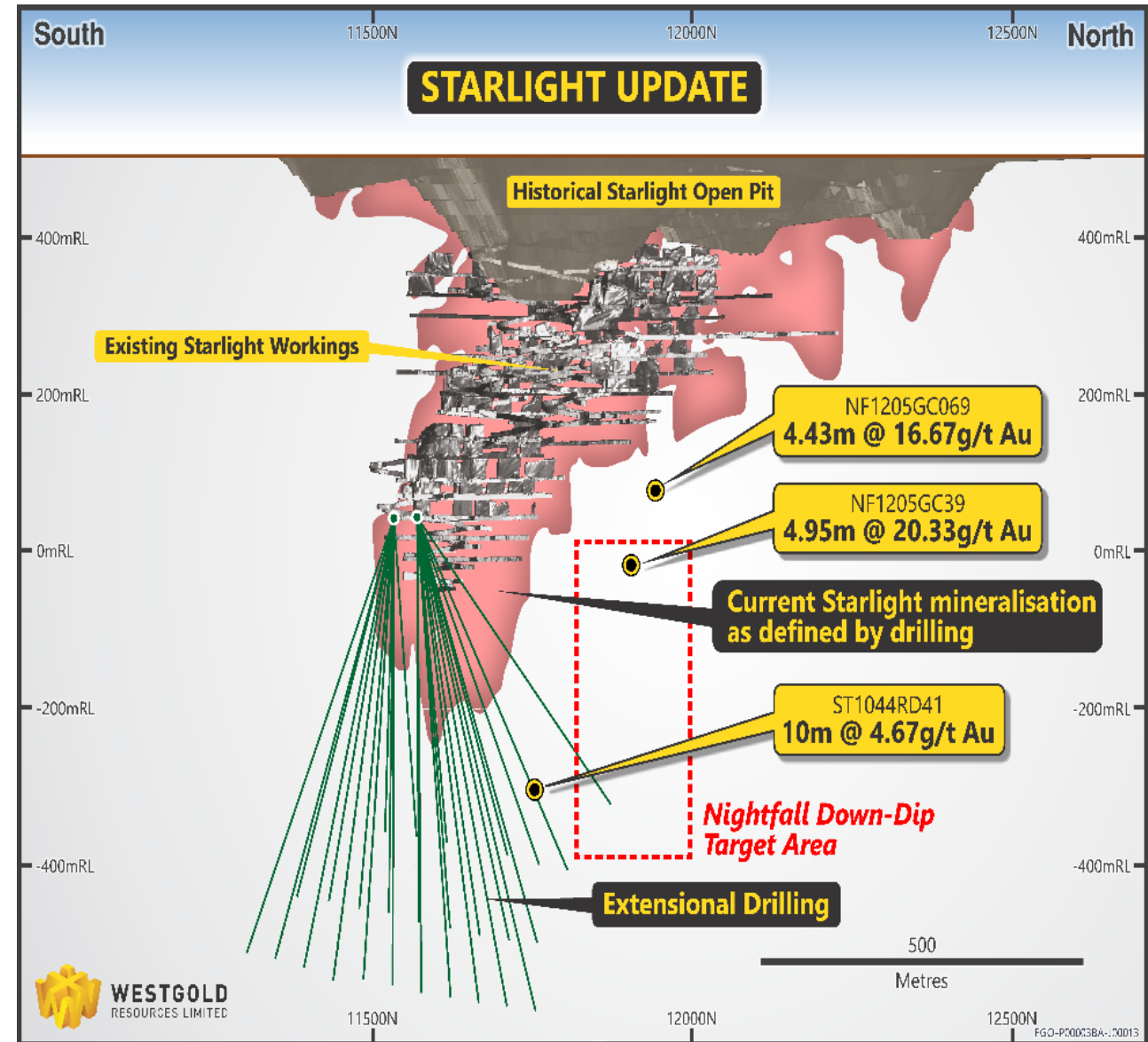
Starlight – 750koz produced to date...

Starlight Underground

- 750,000 oz Au produced to date
 - 250,000 oz Au under Westgold management
- Multi-lode system, decline and LHOS operation
 - 500-600ktpa @ +2.5 g/t Au
- All ore to Fortnum 0.9Mtpa processing hub
 - Supplemented with LG open pit stocks and remnant stockpiles
- Three rigs on resource extension / definition – adding mine life

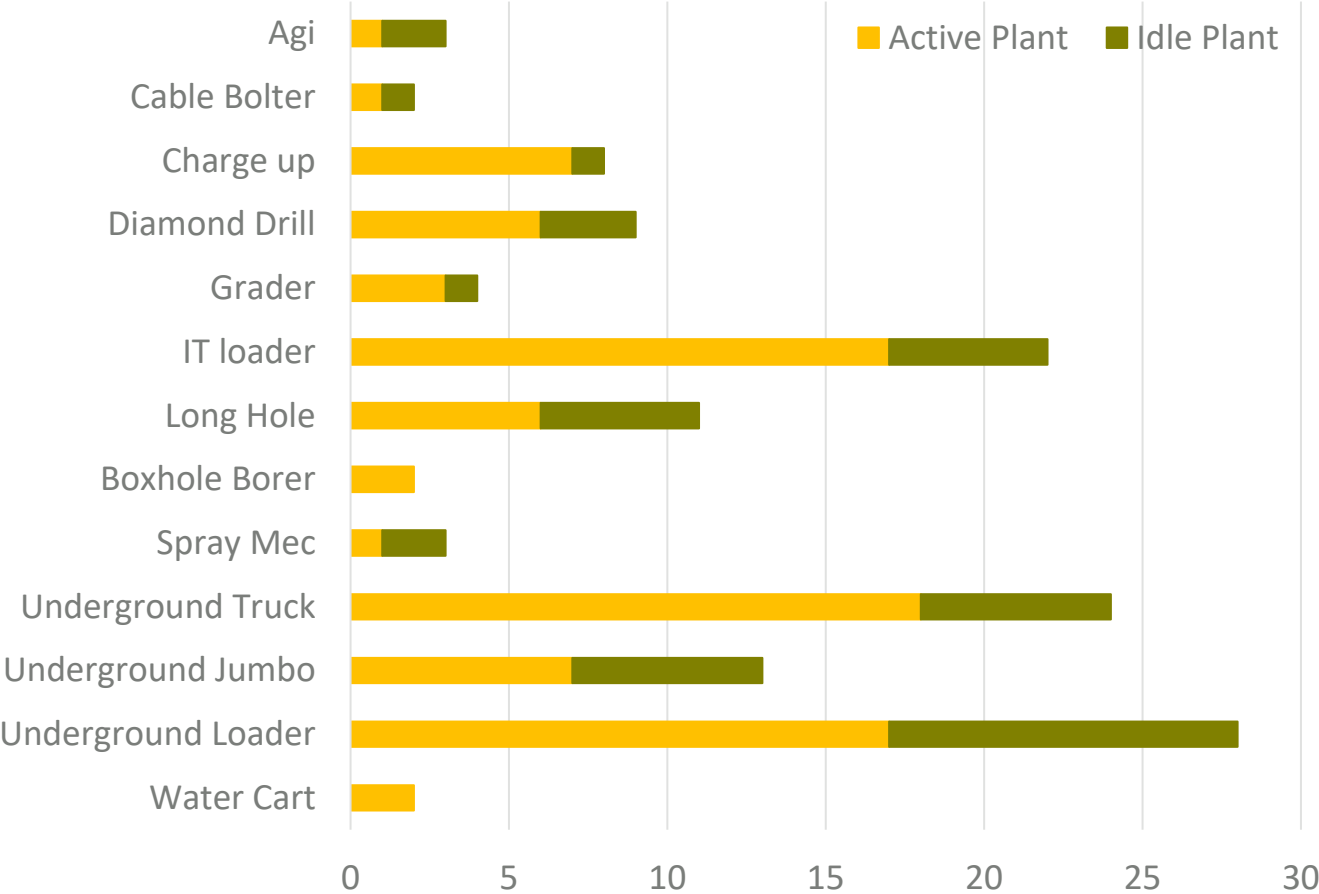
Regional open pit and underground targets

- Peak Hill – open pit and UG opportunities
- Yarlalweelor
- Regent-Messiah open pits



Owner Operator – Class Leading Capability And Fleet

Modern Mining fleet - \$200M replacement value



Idle fleet poised to take advantage of growth opportunities



Drilling is adding ounces

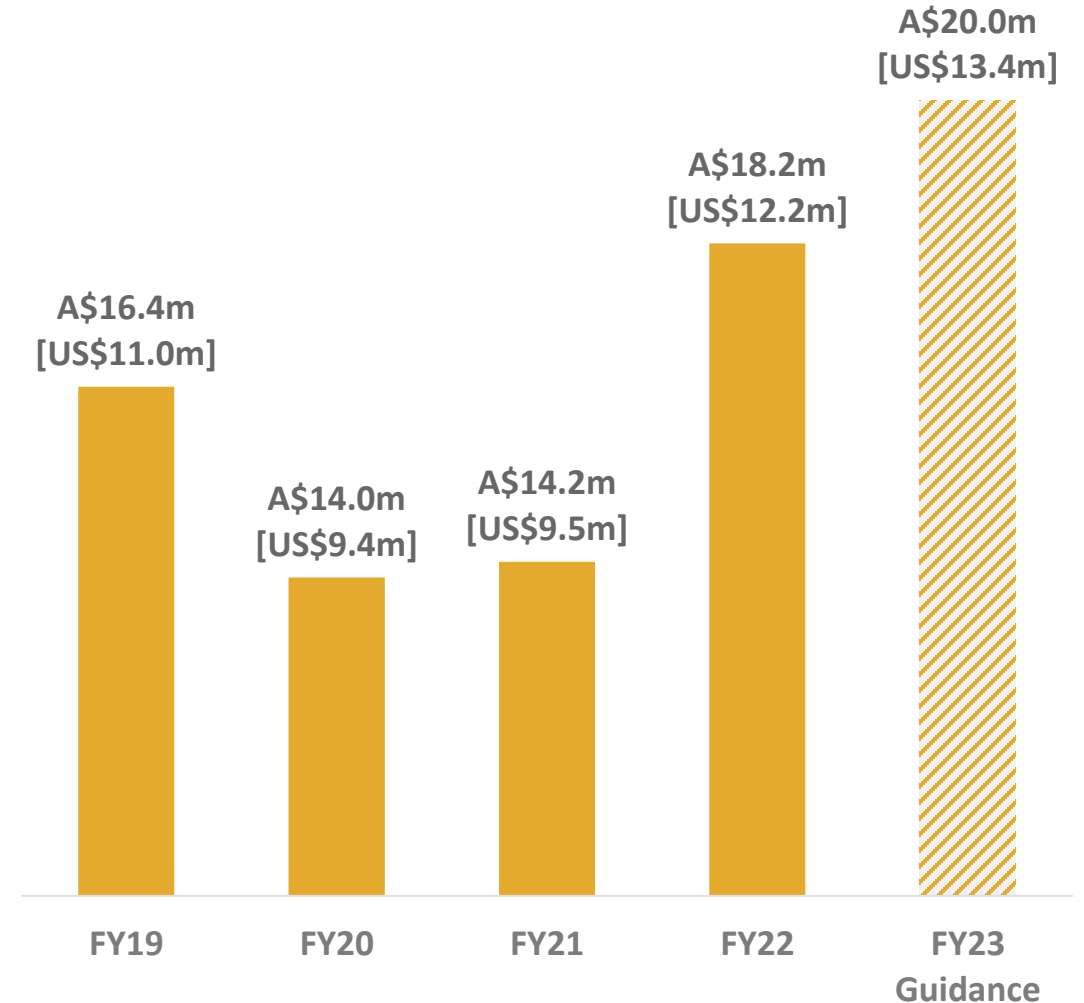
Nine rigs running TODAY

- 7 rigs on extensional drilling and 2 on regional exploration

Drilling to extend mine life - better results in recent drilling include:

- **Big Bell**
 - 50.37m @ 5.05 g/t Au from 746.63m in 22BBDD0120A
- **Bluebird**
 - 11.94m @ 7.32g/t Au from 195.04m in 22BLDD247
 - 5.72m @ 8.53 g/t Au from 140.72m in 22BLDD278
 - 17.59m @ 3.94 g/t Au from 139.75m in 23BLDD026
- **Paddy's Flat**
 - 2.63m @ 35.36 g/t Au from 135m in 23CNDD001
 - 5m @ 16.00 g/t Au from 134m in 23CNDD009
 - 2.93m @ 95.79 g/t Au from 31m in 23CNDD065
 - 9.29m @ 9.15 g/t Au from 11m in 23CNDD086A
- **Great Fingall**
 - 3.50m @ 45.15 g/t from 1,337.50m in 22GFDD007_W2

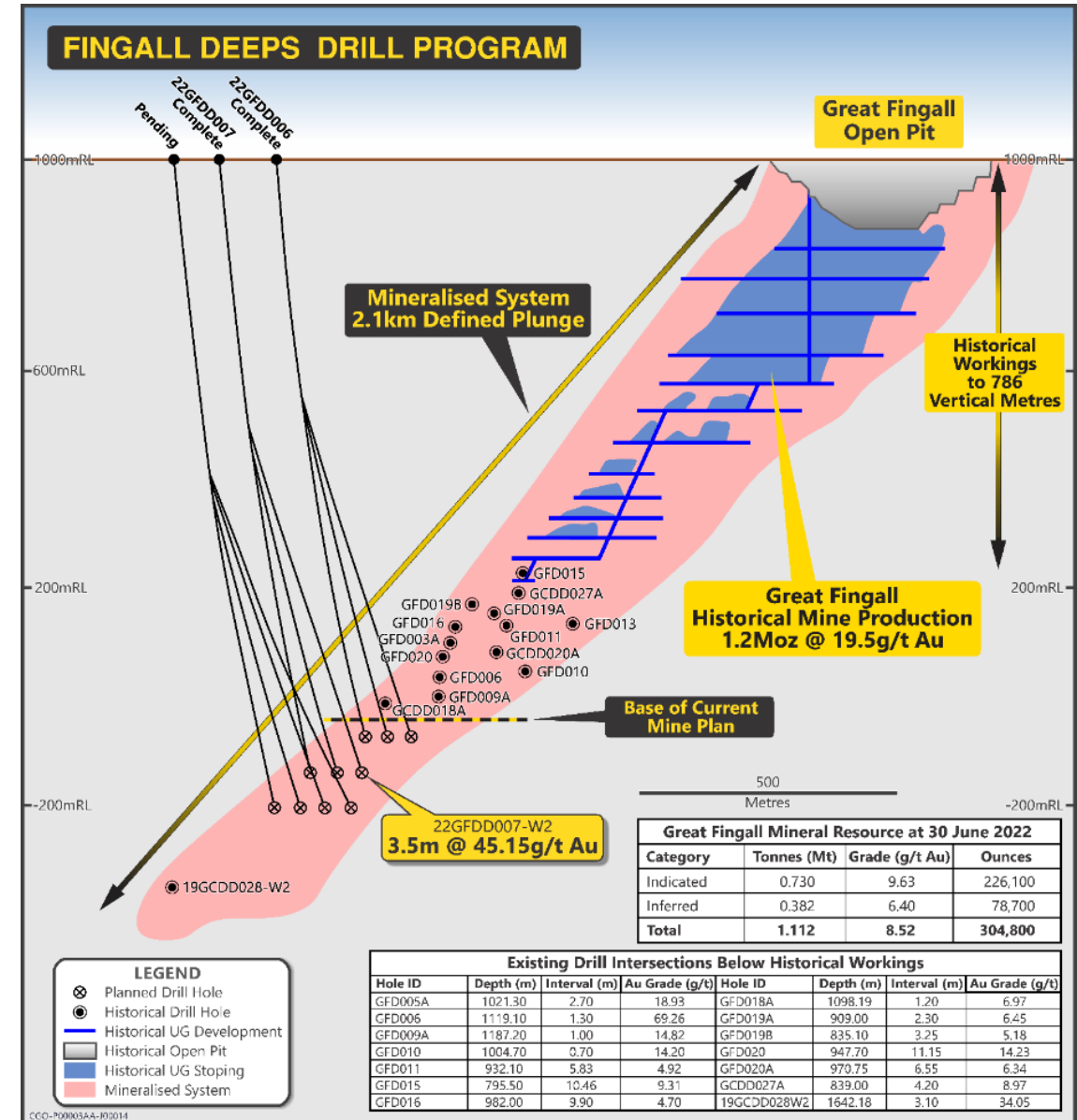
Significant increase in exploration investment since FY19



*Refer ASX Announcements dated 26 April 2023 March Quarterly, 9 May 2023 Drilling success supports further expansion at Bluebird

Great Fingall Deeps – The next new mine...

- Historic high grade underground mine
 - 1.2Moz @19.5 g/t Au
- Fingall could add 250 – 350ktpa @ +5 g/t Au from late FY24
- Deep drilling programme commenced Q2, FY23
 - to test an additional ~250m of down plunge mineralisation beneath the currently defined ~300Koz Mineral Resource
- New geological data has resulted in a reinterpretation of the existing model
 - showing that the Fingall Reef is not flattening with depth and so completed holes were not in optimal positions
 - System bifurcates with new data validating a steeper interpretation in line with historic workings
- Best intersection to date
 - 3.5m @ 45.15g/t Au from 1,337.50m [22GFDD007-W2]*
 - 200m below base of current mine plan
- Drilling continues to test and extend new interpretation
- New resource update pending



*Refer ASX Announcement dated 27 March

Investing in the future – Clean energy transition underway

The Clean Energy Transition Project will substantially reduce the cost of power and carbon emissions:

- **Four new hybrid power facilities under construction**
 - Combination of solar, battery storage and LNG
 - replaces 5 diesel fired stations
- **Build-own-operate contracts**
 - Electricity Purchase Agreement with Pacific Energy Limited (gas-fired power facility, solar and battery storage)
 - LNG Supply Agreement with Clean Energy Fuels Australia
- **38 million litre reduction per annum in diesel fuel usage**
 - 34% power generating capacity supplied by renewables
 - 56% reduction in emissions
 - ~A\$60/oz AISC savings [US\$40/oz] (at current diesel prices)
- **Construction progressing at all 4 sites**
 - **Tuckabianna being commissioned first** – in Q1, FY24
 - **Big Bell, Fortnum, Bluebird** – commissioning Q2-Q3, FY24



3.0

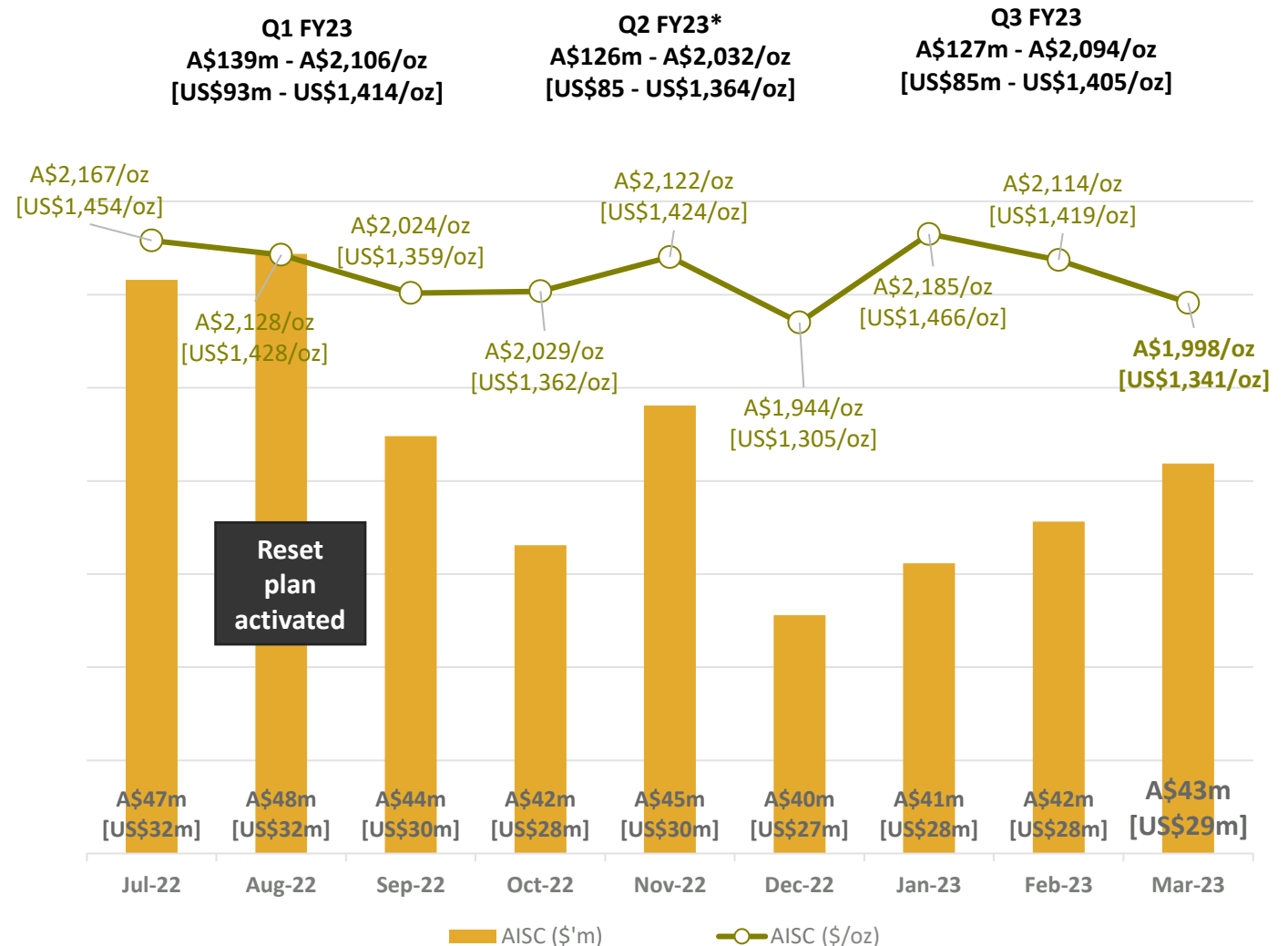
Financials

Q3 KEY METRICS – Profitability

- **Simplicity + Efficiency = Profitability**
 - Operating discipline improving
 - Cost management improving
 - Big Bell and Bluebird expanding rapidly
 - Starlight and Paddy’s Flat being right sized to optimise returns

- **Benefits seen in March Quarter**
 - The pausing of smaller or marginal mines have seen the cost benefits maintained in Q3
 - AISC includes the monetisation of surface stockpiles of A\$4.8M [US\$3.2M] built during FY22 driving the AISC higher (non-cash movement)

Westgold Monthly AISC (\$'m) & (\$/oz)



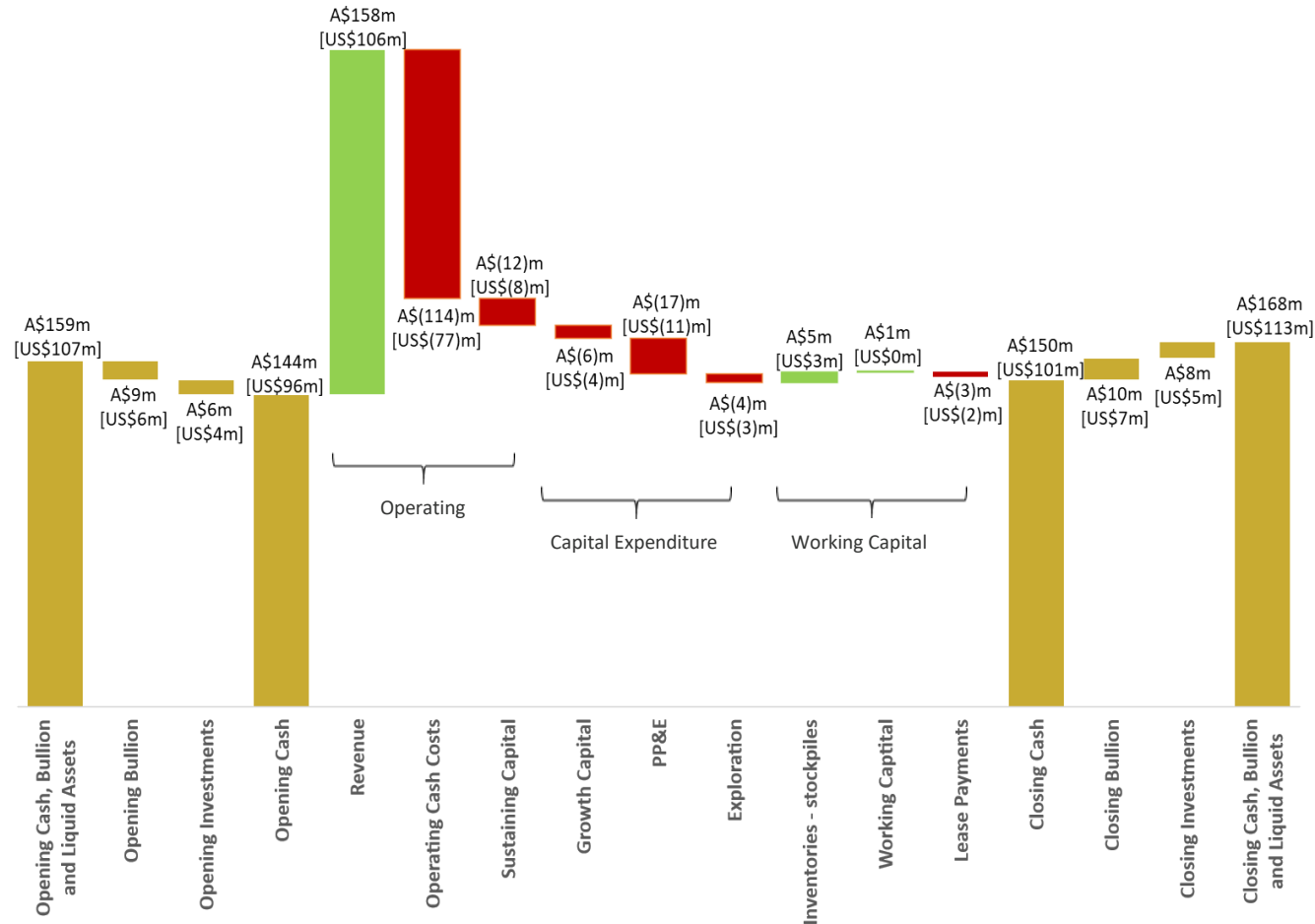
Note:

* Q2 FY23 AISC adjusted post audited Half-Year Financial Report for the period ended 31 December 2022

Q3 FY23 – Closing cash, bullion and liquids up A\$9M [US\$6M] to A\$168M [US\$113M]

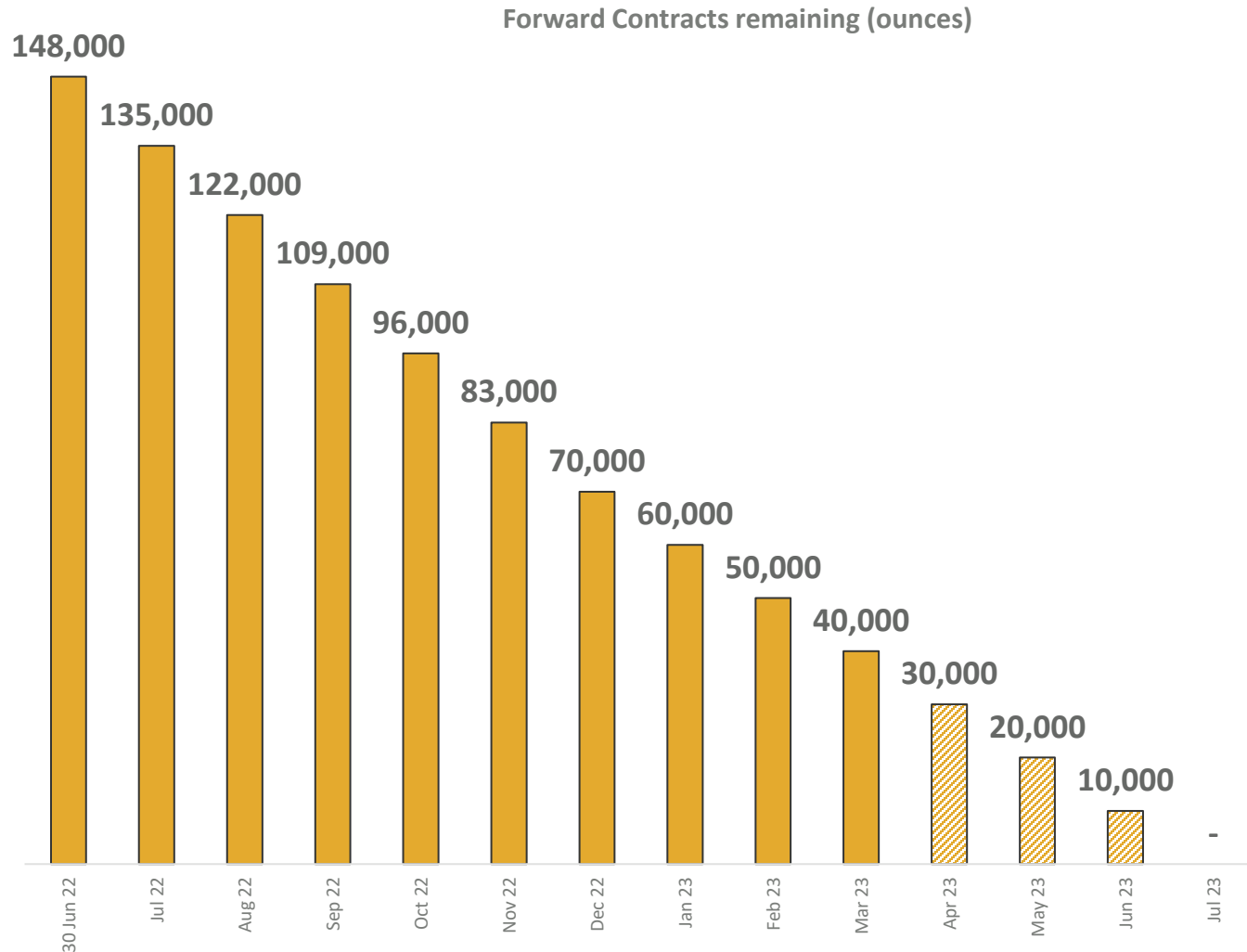


Q3 Closing Cash, Bullion and Liquid Assets grows to \$168M (\$M)



- Westgold remains debt free
- Q3 gold sales of **60,043oz** - revenue of **A\$159M [US\$107M]**
 - Achieved gold price of **A\$2,635/oz [US\$1,769/oz]**
- Operating cash costs including sustaining capital maintained – Q3 A\$126M [US\$85M] (Q2: A\$128M [US\$86M])**
 - reflects changes to the operating plan
 - reduction in the price of diesel and key consumables
 - monetisation of surface stockpiles resulted in a positive movement on inventories – stockpiles
- Capital expenditure stabilised** – includes the Clean Energy Transition (CET) Project (A\$6M [US\$4M])
- Exploration spend continues** – drilling at Great Fingall Deeps and the Arches Prospect - Cuddingwarra
- Growth funds systematically deployed - A\$3M [US\$2M]** drawdown for growth projects relating to the tailings storage facility (TSF) lift

Hedge Book – Forward contracts completed in July



Hedge book reduced during Q3 to 40,000oz

- at an average **A\$2,459/oz [US\$1,650/oz]**
- Last spot sale on 03/05/23 was at **A\$3,040/oz [US\$2,040]**

Optionality over 30,000oz of Zero Cost Collars in FY24

- Contingent deliveries of 2,500oz per month from July 2023 to June 2024, subject to the put and call being struck
 - Protects the downside of gold price volatility with the put option **only being triggered if the gold price falls to A\$2,700/oz [US\$1,812/oz]**.
 - The upside on this small volume of production is correspondingly capped and again, **only triggered if the gold price hits A\$3,340/oz [US\$2,242/oz]**

Westgold – A turnaround story

Business simplified in FY23

- Turnaround focused on safety and profitability
- Simplification driving efficiencies, efficiencies driving profitability

Efficiency and grade focus enhancing cash flow

- Bluebird Expansion continues on track
- Big Bell Expansion PFS complete in Q4
- Optimising Paddy's Flat and Starlight to maximise returns

Investing in the future

- 9 rigs drilling to extend current mine lives and advance the next new high grade mine
- Hybrid power stations in construction – will deliver cost saving
- Fleet upgrade – hybrid UG loaders to reduce diesel consumption

Strong Balance Sheet

- Building cash, debt free and forward free by August 2023





Want to know more ?

Investor Relations

kasun.liyanaarachchi@westgold.com.au

Media

peter.knight@westgold.com.au

[**www.westgold.com.au**](http://www.westgold.com.au)

ASX : WGX

APPENDICES

ESG - Committed to the Journey

Safety, Health and Wellbeing

- Zero Fatalities in our business
- Delivered a 50% reduction in Injury Frequency Rates in FY23
- Active investment in the health and wellbeing of our people

Diversity and Inclusion

- 33% female directors
- 13% female employees
- Increasing focus on indigenous employment and community

Environmental Stewardship

- Zero reportable environmental incidents
- Increasing rehabilitation rate of disturbed land
- Transition to mixed diesel, gas and renewable energy platform

Governance

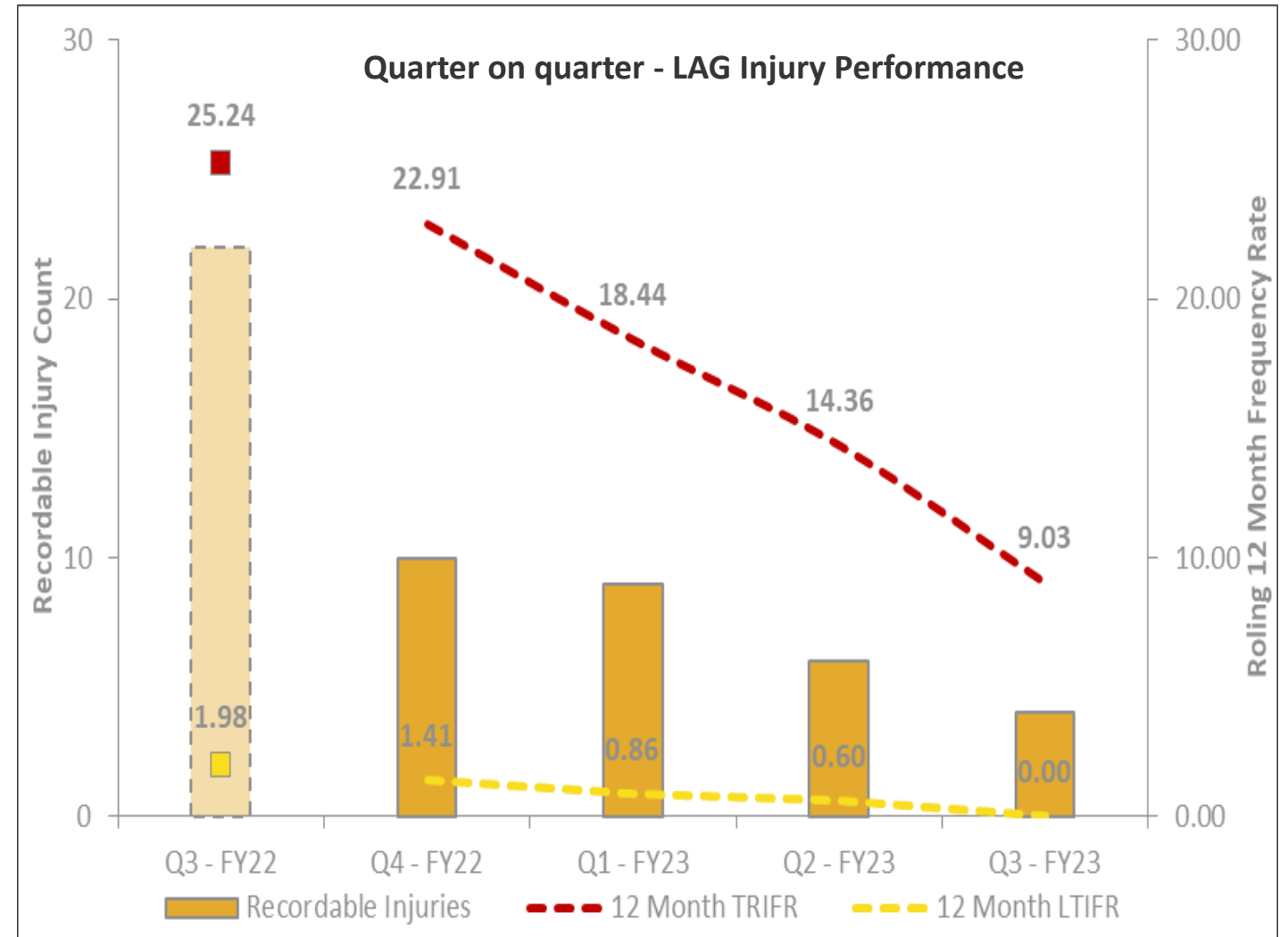
- 100% compliance with ASX Corporate Governance Principles and Recommendations
- WHS Legislation rollout and effectiveness Audit



Q3 Environment, Health & Safety Performance

EH&S Performance Highlights for the Quarter:

- **37.15% decrease in Total Recordable Injury Frequency Rate (TRIFR)** – *the first time WGX has returned a TRIFR result below 10.0:*
 - **Q3 – 9.03** from Q2 – 14.36
- **Lost Time Injury Frequency Rate (LTIFR) has achieved 0.00** – *the first time WGX has achieved such a zero LTIFR:*
 - **Q3 – 0.00** from Q2 – 0.60
- **High Potential Incident Frequency Rate (HiPoFR) increased slightly (up 2.13%)** - due to the worked hours differential.
- **Zero Significant Environmental Incidents**
- **Zero Significant Psychosocial Harm events**



ESG - People and Community



\$27K
RAISED FOR VINNIES



MINING DAY OUT FOR STUDENTS



GRADUATE NETWORKING EVENT



TLG PARTNERSHIP



\$9K RAISED FOR RFDS



RECORD VACATION STUDENT INTAKE



CENTRALISED TRAINING FACILITY OPENED

Q3 FY23 – Mine and mill physicals



MURCHISON	Ore Mined ('000)	Mined Grade (g/t)	Mined Ounces (KOz)	Ore Milled ('000)	Head Grade (g/t)	Recovery (%)	Q3 Gold Production (Oz)
Paddy's Flat	170	2.6	13.9	162	2.78	84	12,208
Bluebird	103	3.7	12.3	103	3.84	96	12,246
Open Pit & Low Grade				85	1.12	82	2,509
BLUEBIRD HUB							26,963
Big Bell	271	2.7	23.4	284	2.63	86	20,711
Open Pit & Low Grade				38	0.94	85	933
TUCKABIANNA HUB							21,644
BRYAH	Ore Mined ('000)	Mined Grade (g/t)	Mined Ounces (KOz)	Ore Milled ('000)	Head Grade (g/t)	Recovery (%)	Q3 Gold Production (Oz)
Starlight	136	2.2	9.8	172	2.12	97	11,362
Open Pit & Low Grade				25	0.70	96	542
FORTNUM HUB							11,904
GROUP TOTAL – 3 HUBS				869	2.4	90	60,512

Q3 FY23 – Consolidated physicals and costs



		MURCHISON	BRYAH	GROUP	GROUP
		MAR QTR FY23	MAR QTR FY23	MAR QTR FY23	YTD FY23
Physical Summary	Units				
ROM - UG Ore Mined	t	543,438	135,889	679,328	2,252,836
UG Grade Mined	g/t	2.8	2.2	2.7	2.7
Ore Processed	t	671,917	197,438	869,355	2,706,859
Head Grade	g/t	2.6	1.9	2.4	2.4
Recovery	%	88	97	90	90
Gold Produced	oz	48,609	11,904	60,512	188,740
Gold Sold	oz	48,085	11,959	60,043	189,432
Achieved Gold Price	\$/oz	A\$2,635 [US\$1,769]	A\$2,635 [US\$1,769]	A\$2,635 [US\$1,769]	A\$2,498 [US\$1,677]
Cost Summary					
Mining	\$/oz	A\$1,017 [US\$683]	A\$1,204 [US\$808]	A\$1,054 [US\$707]	A\$1,090 [US\$732]
Processing	\$/oz	A\$497 [US\$334]	A\$610 [US\$409]	A\$519 [US\$348]	A\$501 [US\$336]
Admin	\$/oz	A\$101 [US\$68]	A\$139 [US\$93]	A\$108 [US\$72]	A\$110 [US\$74]
Stockpile Movements	\$/oz	A\$58 [US\$39]	A\$168 [US\$113]	A\$80 [US\$54]	A\$73 [US\$49]
Royalties	\$/oz	A\$98 [US\$66]	A\$69 [US\$46]	A\$92 [US\$62]	A\$87 [US\$58]
Cash Cost (produced oz)	\$/oz	A\$1,771 [US\$1,189]	A\$2,190 [US\$1,470]	A\$1,853 [US\$1,244]	A\$1,861 [US\$1,249]
Corporate Costs	\$/oz	A\$27 [US\$18]	A\$67 [US\$45]	A\$35 [US\$23]	A\$31 [US\$21]
Sustaining Capital	\$/oz	A\$218 [US\$146]	A\$157 [US\$105]	A\$206 [US\$138]	A\$185 [US\$124]
All-in Sustaining Costs	\$/oz	A\$2,016 [US\$1,353]	A\$2,414 [US\$1,620]	A\$2,094 [US\$1,405]	A\$2,077 [US\$1,394]

Mineral Resource Statement - At 30 June 2022



MURCHISON OPERATIONS (ROUNDED FOR REPORTING)												
Project	Measured			Indicated			Inferred			Total		
	Tonnes ('000s)	Grade	Ounces Au ('000s)	Tonnes ('000s)	Grade	Ounces Au ('000s)	Tonnes ('000s)	Grade	Ounces Au ('000s)	Tonnes ('000s)	Grade	Ounces Au ('000s)
Big Bell	5,249	3.27	552	9,860	2.61	828	4,976	2.64	422	20,085	2.79	1,802
Cuddingwarra	118	2.09	8	1,708	1.82	100	994	1.57	50	2,820	1.74	158
Day Dawn	58	1.73	3	3,501	4.42	497	3,089	2.57	256	6,648	3.54	756
Tuckabianna	295	4.09	39	3,781	2.66	323	6,765	2.32	505	10,842	2.49	867
Tuckabianna Stockpiles	567	1.32	24	3,792	0.70	86	0	0.00	0	4,358	0.78	110
Meekatharra North	0	0.00	0	97	1.98	6	75	2.11	5	172	2.04	11
Nannine	68	2.55	6	1,293	2.17	90	534	2.15	37	1,895	2.18	132
Paddy's Flat	906	4.29	125	10,618	1.74	595	2,490	1.90	152	14,013	1.93	871
Reedy's	481	3.82	59	3,062	2.56	252	8,883	2.44	698	12,426	2.53	1,009
Yaloginda	552	3.33	59	8,010	1.83	473	7,110	1.46	334	15,672	1.72	865
Bluebird Stockpiles	648	1.25	26	0	0.00	0	0	0.00	0	648	1.25	26
Total	8,942	3.13	901	45,722	2.21	3,249	34,916	2.19	2,458	89,579	2.29	6,608
BRYAH OPERATIONS (ROUNDED FOR REPORTING)												
Project	Measured			Indicated			Inferred			Total		
	Tonnes ('000s)	Grade	Ounces Au ('000s)	Tonnes ('000s)	Grade	Ounces Au ('000s)	Tonnes ('000s)	Grade	Ounces Au ('000s)	Tonnes ('000s)	Grade	Ounces Au ('000s)
Fortnum	1,316	4.05	171	4,764	2.38	364	2,436	2.37	186	8,515	2.64	721
Horseshoe	0	0.00	0	1,266	2.09	85	183	1.43	8	1,449	2.01	93
Peak Hill	0	0.00	0	7,547	1.55	376	1,838	1.78	105	9,385	1.60	481
Stockpiles	821	0.96	25	464	0.70	10	16	0.54	0	1,302	0.86	36
Total	2,137	2.86	197	14,042	1.85	836	4,473	2.08	300	20,651	2.01	1,332

*Refer ASX Announcement 6 October 2022 – Resources and Reserve Statement – Amended. The Company confirms that it is not aware of any new information or data that materially affects the information included in that announcement and that all material assumptions and technical parameters underpinning the Mineral Resource and Ore Reserve estimates in that announcement continue to apply and have not materially changed.

Ore Reserve Statement - At 30 June 2022



MURCHISON OPERATIONS (ROUNDING FOR REPORTING)

Project	Proven			Probable			Total		
	Tonnes ('000s)	Grade	Ounces Au ('000s)	Tonnes ('000s)	Grade	Ounces Au ('000s)	Tonnes ('000s)	Grade	Ounces Au ('000s)
Big Bell	4,170	2.94	394	4,641	3.08	460	8,811	3.01	854
Cuddingwarra	0	0.00	0	710	1.75	40	710	1.75	40
Day Dawn	0	0.00	0	1,289	6.92	287	1,289	6.92	287
Tuckabianna	42	4.09	5	1,034	2.48	82	1,075	2.54	88
Tuckabianna Stockpiles	567	1.32	24	3,758	0.70	85	4,324	0.79	109
Meekatharra North	0	0.00	0	0	0.00	0	0	0.00	0
Nannine	0	0.00	0	718	1.82	42	718	1.82	42
Paddy's Flat	230	4.84	36	659	4.21	89	889	4.37	125
Reedy's	55	4.40	8	888	3.27	93	943	3.34	101
Yaloginda	155	3.97	20	845	3.65	99	1,000	3.70	119
Bluebird Stockpiles	648	1.25	26	0	0.00	0	648	1.25	26
Total	5,867	2.72	513	14,542	2.73	1,278	20,410	2.73	1,791

BRYAH OPERATIONS (ROUNDED FOR REPORTING)

Project	Proven			Probable			Total		
	Tonnes ('000s)	Grade	Ounces Au ('000s)	Tonnes ('000s)	Grade	Ounces Au ('000s)	Tonnes ('000s)	Grade	Ounces Au ('000s)
Fortnum	344	3.83	42	2,541	1.97	161	2,886	2.19	204
Horseshoe	0	0.00	0	761	1.84	45	761	1.84	45
Peak Hill	0	0.00	0	581	2.21	41	581	2.21	41
Stockpiles	821	0.96	25	464	0.70	10	1,285	0.86	36
Total	1,166	1.81	68	4,347	1.84	258	5,512	1.84	325

*Refer ASX Announcement 6 October 2022 – Resources and Reserve Statement – Amended. The Company confirms that it is not aware of any new information or data that materially affects the information included in that announcement and that all material assumptions and technical parameters underpinning the Mineral Resource and Ore Reserve estimates in that announcement continue to apply and have not materially changed.